HSF Pb RoHS

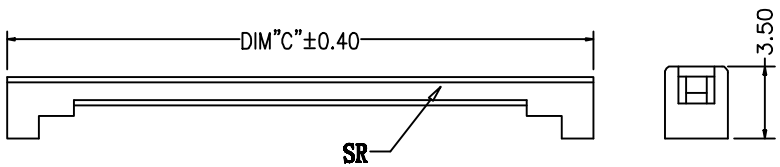

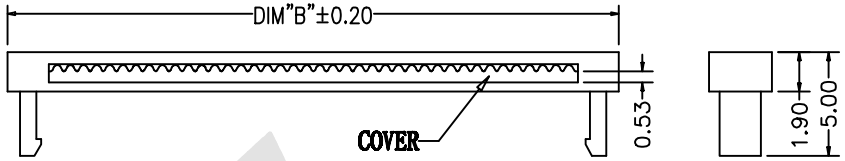

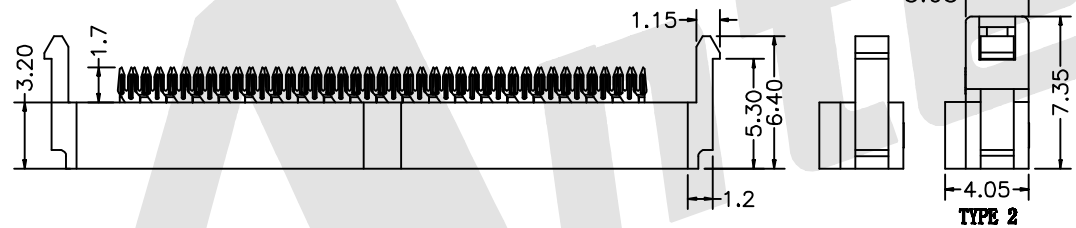

TYPE 2
WITH BUMP

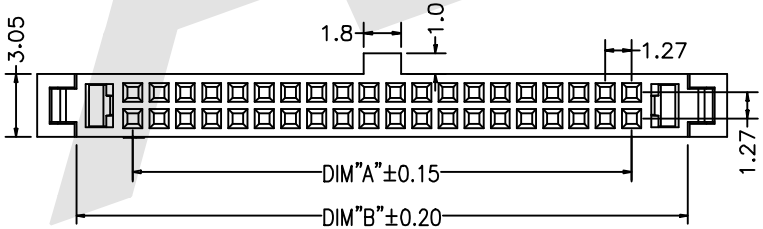

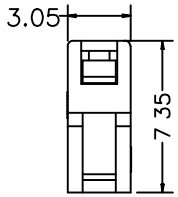

TYPE 1
W/O BUMP

NUMBER OF POSITIONS	DIMENSION		
	A	B	C
06	2.54	8.00	11.80
08	3.81	9.27	13.07
10	5.08	10.54	14.34
12	6.35	11.81	15.61
14	7.62	13.08	16.88
16	8.89	14.35	18.15
20	11.43	16.89	20.69
24	13.97	19.43	23.23
26	15.24	20.70	24.50
30	17.78	23.24	27.04
34	20.32	25.78	29.58
40	24.13	29.59	33.39
44	26.67	32.13	35.93
50	30.48	35.94	39.74
60	36.83	42.29	46.09
64	39.37	44.83	48.63
66	40.64	46.10	49.90
68	41.91	47.37	51.17
70	43.18	48.64	52.44
74	45.72	51.18	54.98
76	46.99	52.45	56.25
80	49.53	54.99	58.79

SPECIFICATION

Current Rating:	1.0Amp
Insulation Resistance:	1000MΩ min
Contact Resistance:	20MΩ max
Withstand Voltage:	500V AC/DC
Operating Temperature:	-40°C to +105°C
Contact Material:	Phosphor Bronze
Contact Plating:	Au Over Ni
Insulator Material:	PBT+30%GF UL 94V-0

Ordering Code:

FCAI01 - X - X - X - X - X - X
① ② ③ ④ ⑤ ⑥ ⑦

① Series No:

② No. of Contacts

06=6P	08=8P	10=10P
12=12P	14=14P	16=16P
20=20P	22=22P	24=24P
26=26P	30=30P	34=34P
40=40P	44=44P	50=50P
60=60P	64=64P	68=68P

③ Contact Plating

G0: Gold flash	S0: Gold flash/Ni
G1: 3u" Gold	S1: 3u" Gold/Ni
G2: 5u" Gold	S2: 5u" Gold/Ni
G3: 10u" Gold	S3: 10u" Gold/Ni
G4: 15u" Gold	S4: 15u" Gold/Ni
G5: 30u" Gold	S5: 30u" Gold/Ni
SN: Tin	

④ Color Insulator
B:Black
G:Grey

⑤ Packing
A:Tray
B:Bag
C:Tube
D:Tape Reel

⑥ With Strain relief or not
A:With strain relief
B:without strain relief

⑦ Bump Option:
A: TYPE 1,W/O BUMP
B: TYPE 2,WITH BUMP

Unless Otherwise specified tolerance
X.±0.35 X.XX:±0.20
X.X:±0.25 X.XXX:±0.15

SCALE: As Shown	UNIT: mm
DRAW Gong Feng	DATE 08/02/2017
CHECK BobYang	DATE 08/02/2017

3rd ANGLE PROJECTION

ANTENK ELECTRONICS CO,.LTD
Http://www.antenk.com
E-mail:sales@antenk.com

TITLE: 1.27mm IDC Socket With Bump

DRAWING NO: FCAI01-XXXXXX

PRODUCT NO: FCAI01-XXXXXX

REV	DESCRIPTION	DATE

Antenk